

Canon 80 Uplighter with adjustable beam angle

WE ARE LIGHT



Connecting cities, communities and lives

LUMINAIRE:

- Die-cast aluminum body and aluminum mounting box
- Stainless steel frame
- Shock resistant tempered glass cover
- Walk over and drive over capacity up to 12 mph

OPTICAL SYSTEM:

- Polycarbonate UV-resistant lenses
- Symmetrical light distribution
- Ultra spot, spot, narrow, medium, flood, wide flood and elliptic optics
- Built-in anti-glare grille for improved visual comfort
- Directional optical system -5° ~ +15°

LIGHT COLOUR MANAGEMENT:

- High uniformity and consistency for facade lighting
- RGBW version available for colour mixing versions

INSTALLATION:

- For outdoor installation with ground recessed mounting box
- Anti-slip glass as optional accessory for improved safety (MOQ)

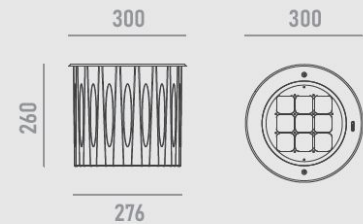


QUICKINFO

Inground 80W, 9 high-power LEDs
 Input DC24V constant voltage
 Remote power supply ordered separately
 On-board driver available on request (240v)



DIMENSIONS




CODE	Optics	Light colour	Control	Finish colour	Luminous flux
CIG1914W80	ultra spot 2° 0002	2700K 2780	ON/OFF	stainless steel 01	3,600lm
	spot 5° 0005	3000K 3080			6,000lm
	spot 8° 0008	4000K 4080			
	narrow 12° 0012				
	medium 20° 0020				
	medium 30° 0030				
	flood 45° 0045				
	wide flood 60° 0060				
	elliptic 10°x70° 1070				

WE ARE LIGHT




Connecting cities, communities and lives

Accessories:



honeycomb
for models with optics > 30°



anti-slip glass

Note: MOQ may apply