




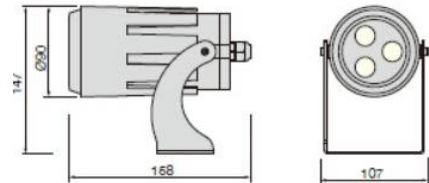
Spot Flood X Mini



 LED CREE 3x3W 100V-240V 710lm



Dimensions



Product Family Name: Spot Flood X Mini
Product Family Code: SP-FLM
LED Brand: Cree
LED Colour Temp: 3000k-5000k
CRI: 70
Light Source Replaceable: n/a

Power Supply: on board
Optical Type: Spot Flood
Optical Distribution: Narrow Beam
Optical Cover/Lens: Yes
Dimmable: No
Photocell: na
Power Cable: na
IP Rating: IP65
Mounting: Stirrup bracket
Aiming Angles: 180°


Input Voltage: 100-240v
Control Signal: na
Chassis Material: Die-Cast Aluminium
Chassis Colour: Two tone Silver Grey
Optical Cover/lens material: Glass
Mechanical Accessories: n/a
Weight: 900g

System Power: 9w
Luminous flux: 710Lm
LED Luminaire efficacy: 79Lm/W
Surge Protection na
Working Temp: -25 to +50°C
Lifetime: >50,000hrs



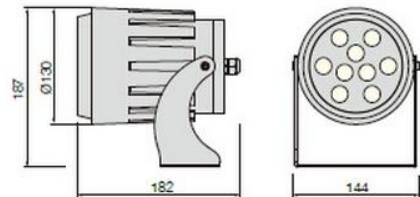
Spot Flood X Maxi



 LED CREE 9x3W 100V-240V 2230lm



Dimensions



Product Family Name: Spot Flood X Maxi
Product Family Code: SP-FLMx
LED Brand: Cree
LED Colour Temp: 3000k-5000k
CRI: 70
Light Source Replaceable: n/a
Power Supply: on board
Optical Type: Spot Flood
Optical Distribution: Narrow Beam
Optical Cover/Lens: Yes
Dimmable: No
Photocell: na
Power Cable: na
IP Rating: IP65
Mounting: Stirrup bracket
Aiming Angles: 180°

Input Voltage: 100-240v
Control Signal: na
Chassis Material: Die-Cast Aluminium
Chassis Colour: Two tone Silver Grey
Optical Cover/lens material: Glass
Mechanical Accessories: n/a
Weight: 1.8kg
System Power: 27w
Luminous flux: 2230LM
LED Luminaire efficacy: 82Lm/W
Surge Protection: na
Working Temp: -25 to +50°C
Lifetime: >50,000hrs