

# Acamarachi - LED Bollard





## Acamarachi - LED Bollard




A selection of accessories  
means **Versatile Style**

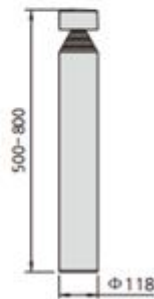




### Mini version



### Dimensions



Accessories: Decorative Fins or PC cover

**Product Family Name:** Acamarachi Midi Bollard  
**Product Family Code:** ALB.MIDI.9.>Size<.>finish<.>Cover<  
**LED Brand:** Cree XB-D  
**LED Colour Temp:** 3000k, 4000K, 5000k  
**CRI:** >70

**Power Supply:** Integrated  
**Optical Type:** diffused  
**Optical Distribution:** symmetrical  
**Optical Cover/Lens:** PC  
**Dimmable:** N/A  
**Photocell:** N/A  
**Power Cable:** N/A  
**IP Rating:** IP65  
**Mounting:** Integral base plate  
**Aiming Angles:** N/A

**Input Voltage:** 100v to 240v  
**Input Frequency:** 50-60Hz  
**Control Signal:** N/A

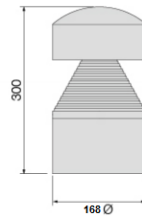
**Chassis Material:** Die-cast aluminium  
**Chassis Colour:** Black or Silver

**Optical Cover/lens material:** PC  
**Mechanical Accessories:** Anchor bolts (Optional)  
**Weight (Kg):** 2.2, 2.8  
**Height (mm):** 220,500, 800,  
**System Power:** 9w  
**Luminous flux:** 700lm  
**LED Luminaire efficacy:** 78Lm/w


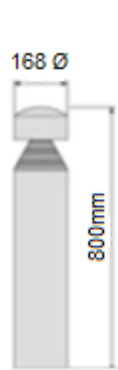
**Working Temp:** -25 to +50°C  
**Lifetime:** >50,000hrs



Mini version



Dimensions



LED CREE12x1W 100V-240V 900lm  
3000K / 4200K



Shown without secondary PC cover

**Product Family Name:** Acamarachi Maxi Bollard  
**Product Family Code:** ALB. MAXI.12.>Size<.>finish<.>Cover<  
**LED Brand:** Cree XB-D  
**LED Colour Temp:** 3000k, 4000K, 5000k  
**CRI:** >70

**Input Voltage:** 100v to 240v  
**Input Frequency:** 50-60Hz  
**Control Signal:** N/A

**Chassis Material:** Die-cast aluminium  
**Chassis Colour:** Black or Silver

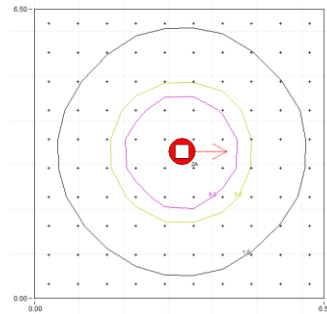
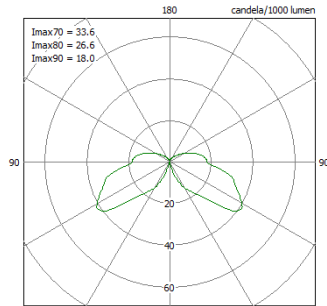
**Power Supply:** Integrated  
**Optical Type:** diffused  
**Optical Distribution:** symmetrical  
**Optical Cover/Lens:** PC  
**Dimmable:** N/A  
**Photocell:** N/A  
**Power Cable:** N/A  
**IP Rating:** IP65  
**Mounting:** Integral base plate  
**Aiming Angles:** N/A

**Optical Cover/lens material:** PC  
**Mechanical Accessories:** Anchor bolts (Optional)  
**Weight (Kg):** 5.1, 6  
**Height (mm):** 300, 800, 1000  
**System Power:** 12w  
**Luminous flux:** 900lm  
**LED Luminaire efficacy:** 75Lm/w

**Working Temp:** -25 to +50°C  
**Lifetime:** >50,000hrs



## Photometry



## Paint finish

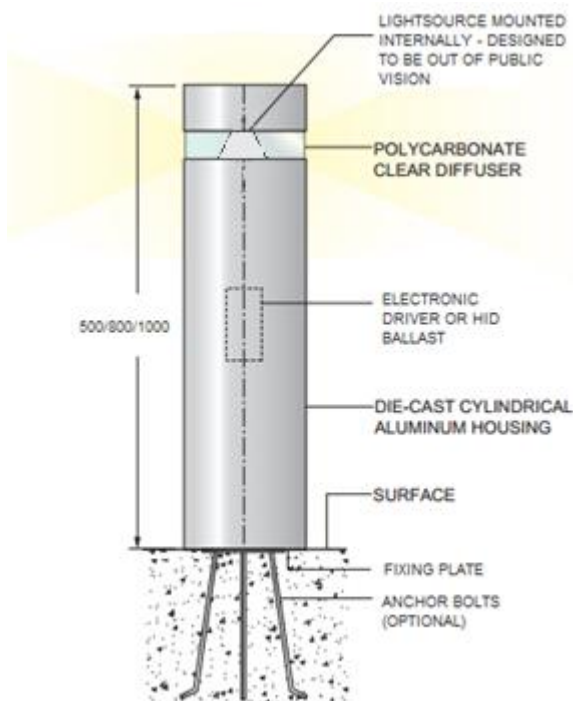
Black



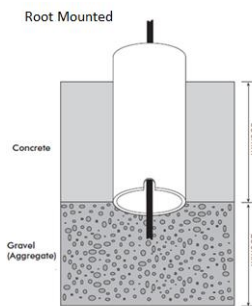
Silver



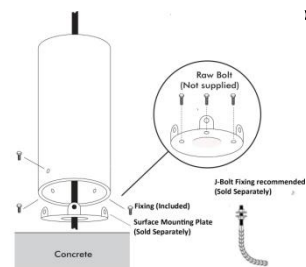
## Composition & Fixing



### Optional Mounting



### Surface Mounting (Kit required – purchased separately)



### Optional – Detachable root

