



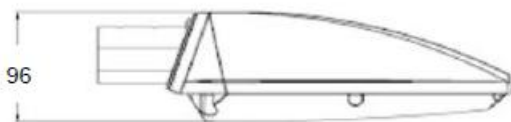
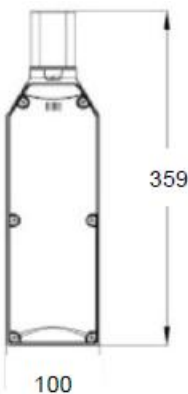
## Features

- Compact design
- Lowest Cost
- Philips LED
- Suitable for P4 class

|                                  |  |                                |                                |
|----------------------------------|--|--------------------------------|--------------------------------|
| <b>Product Family Name:</b>      | SA Series                                    | <b>Input Voltage:</b>          | 90-277V                        |
| <b>Product Family Code:</b>      | SA.>Optic<.>Colour temp<.>drive current<>LM< | <b>Input Frequency:</b>        | 50-60Hz                        |
| <b>LED Brand:</b>                | Philips Lumileds                             | <b>Control Signal:</b>         | OPTIONAL                       |
| <b>LED Colour Temp:</b>          | 4000K or 5000K                               | <b>Chassis Material:</b>       | Die-cast Aluminium             |
| <b>CRI:</b>                      | >70  | <b>Chassis Colour:</b>         | Two tone Grey                  |
| <b>Light Source Replaceable:</b> | YES  | <b>Optical Cover/lens:</b>     | Polycarbonate                  |
| <b>Power Supply:</b>             | Intergrated                                  | <b>Mechanical Accessories:</b> | Post top bracket               |
| <b>Optical Type:</b>             | Road Type I, II, III, IV & Area Type V       | <b>Weight:</b>                 | 1.6Kg                          |
| <b>Optical Distribution:</b>     | Multi Layer                                  | <b>System Power:</b>           | 9w to 18w                      |
| <b>Optical Cover/Lens:</b>       | Yes  | <b>Luminous flux:</b>          | 890LM to 1880LM                |
| <b>Dimmable:</b>                 | OPTIONAL                                     | <b>LED Luminaire efficacy:</b> | 105 lm/W                       |
| <b>Photocell:</b>                | OPTIONAL                                     | <b>Surge Protection</b>        | 10KV/10KA (20KV/10KA Optional) |
| <b>Power Cable:</b>              | OPTIONAL                                     | <b>Working Temp:</b>           | -20° to +50°C                  |
| <b>IP Rating:</b>                | IP65   | <b>Lifetime:</b>               | L90 B50 F10                    |
| <b>Mounting:</b>                 | Side Entry >34mm (PT with bracket)           |                                |                                |
| <b>Aiming Angles:</b>            | na   |                                |                                |
| <b>UMSUG Codes:</b>              | Available soon                               |                                |                                |

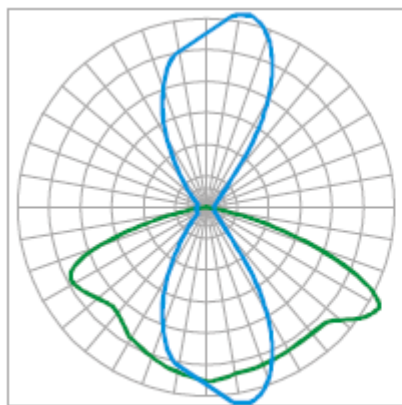


| Model | Lumen Package (LM) 5000K | Lumen Package (LM) 4000K | Power (W) |
|-------|--------------------------|--------------------------|-----------|
| SAS1  | 940                      | 890                      | 9         |
| SAS2  | 1343                     | 1271                     | 14        |
| SAS3  | 1880                     | 1780                     | 18        |

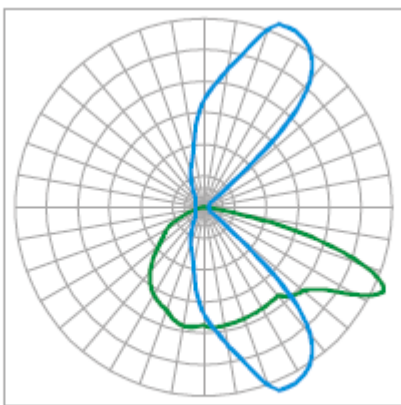


(mm)

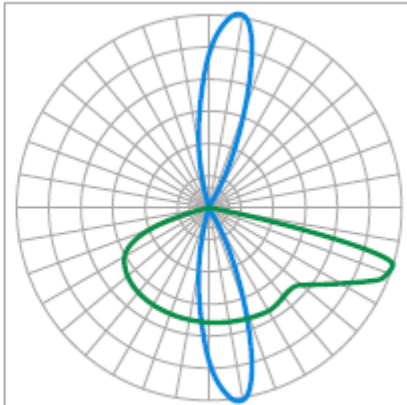
### Photometry



TYPE I



TYPE III



Roadway