




Dinky 1 (SA2)



Size illustration



Dinky 2 (SA3 & SA5)



Features

- Compact & Lightweight design
- Lowest Capex/Quick ROI
- Philips LED
- Suitable for residential lighting classes P1 to P6.
- 35/55/80w SOX, 50w - 100w SON/MH, 80w MBFU replacement.



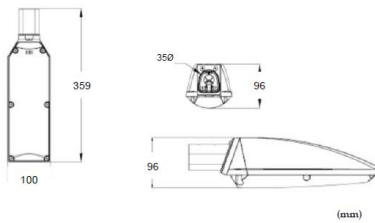
Product Family Name:	"Dinky"	Input Voltage:	100-240 AC
Product Family Code:	SA_>Optic<.>Colour temp<.>drive current<>LM<	Input Frequency:	50-60Hz
LED Type:	Luxeon M	Control Signal:	SA2 – Photocell only SA3 & SA5 Optional 0-10v/DALI/Photocell
LED Colour Temp:	4000K Standard (3000K/5000K optional)	Chassis Material:	Die-cast Aluminium
CRI:	>70	Chassis Colour:	Grey RAL7040 (other colours available)
Light Source Replaceable:	YES	Optical Cover/lens:	Polycarbonate
Power Supply:	Integrated (external optional)	Mechanical Accessories:	SA2 = Post top or Side Entry bracket SA2 - 1.6Kg / SA3&SA5 – 3.8kg
Optical Type:	Road Type I, III, IV & Area Type V	Weight:	
Optical Distribution:	Multi Layer	System Power (w):	9 / 14 / 18 / 28 / 42
Photocell:	Mini-Cell or Nema	Luminous flux (Lm@4K):	890 / 1390 / 1780 / 2700 / 4080LM
Power Cable:	Supplied with 6m	LED Luminaire efficacy:	98-105 Lm/W
IP Rating:	IP66	Surge Protection	4KV (10KV Option available)
Mounting:	Side Entry >34/42mm or Post Top 76 (To Specify)	Working Temp:	-20° to +50°C
Aiming Angles:	SA2 = 0 / SA3 & SA5 = 0 to +5degrees	Lifetime:	>50,000hrs (L90 B50 F10)
UMSUG Codes:	Yes	Warranty:	5 Years (extended warranty option available)



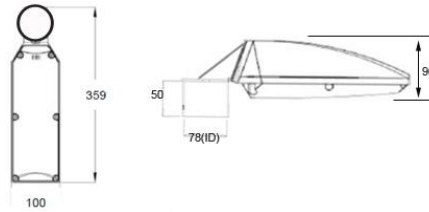
Model	Lumen Package (LM) 5000K	Lumen Package (LM) 4000K	Power (W)
SA2.350 &	940	890	9
SA2.500	1343	1271	14
SA2.700	1880	1780	18
SA3	2720	2530	28
SA5	4300	4080	42

Dimensions (mm)

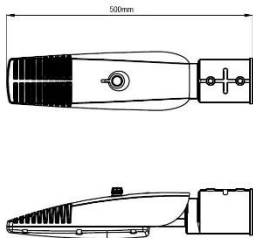
Dinky 1 Side Entry



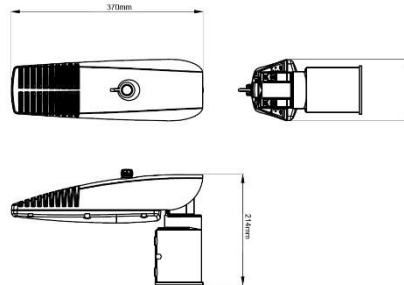
Post Top



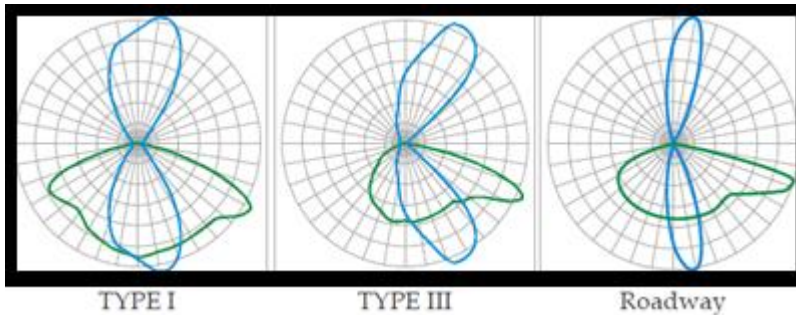
Dinky 2 Side Entry



Post Top



Photometry



TYPE I

TYPE III

Roadway